

You did it! You have officially graduated from kindergarten and are ready for the big world of 1st grade! We are so proud of your hard work and this great accomplishment. Hooray for you!

We want you to enjoy every minute of your summer with your family! We want you to eat sticky popsicles, go on adventures, catch lightning bugs, and play outside until the sun goes down. Please soak in every minute of God's good gift of summer! But we also want you to keep practicing all of the wonderful things you learned in kindergarten this year.

We created a summer packet that will help you practice and review all of the things you have learned. We hope that this extra summer practice will help you to keep the knowledge you worked so hard to gain. The activities we chose are simple and should take you a few minutes each day (leaving you plenty of time to play, explore and enjoy your summer vacation :).

We hope that you have a wonderful summer and we cannot wait to see you again in August! Please be sure to turn your completed packet back into your 1st grade teacher on the first day of school. Happy summer!



Love,

Miss Shughart and Mrs. Stonge

During the summer months, please complete the following:

- * The activity assigned to each day on your calendar— you are welcome to go back to previously completed activities and redo them for extra practice.
- * Have an adult read aloud to you at least 3 times per week. Record the books you read on your reading log.
- * Log on to Headsprout and complete one level each week.

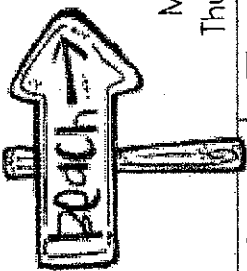
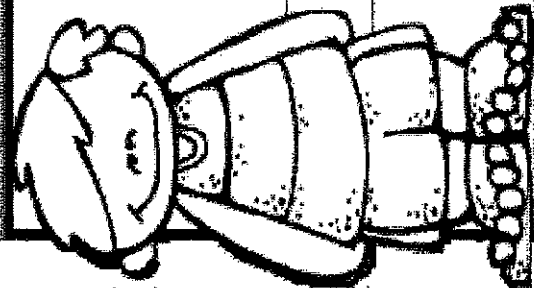




June

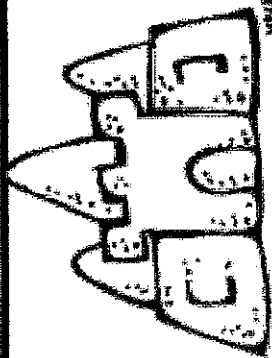
Mon. - Writing Tues. - Math Wed. - Reading Thurs. - Sight Words Fri. - Phonemic Awareness


Sunday	Monday	Tuesday	Wednesday	Thursday	Friday	Saturday
				1	3	3
4	5 Write in your journal about your favorite ice cream or popsicle flavor. Why do you like it? Make sure you use your check list!	6 Practice writing the numbers 0-20 using sidewalk chalk. If you want a challenge, write all the way up to 50 :).	7 Choose a book on Headsprout. Listen to the story then read it aloud to an adult.	8 Practice fluency by seeing how many of your sight words you can read correctly in just 1 minute! Write down your score.	9 Read or listen to a book. Listen for words that rhyme? How many rhymes did you hear?	10 Service Saturday- Find someone to serve today!
11	12 Write in your journal Make up a silly story about a sea creature. Make sure you use your check list!	13 Go on a shape hunt around your house or neighborhood. How many 2-D and 3-D shapes can you find?	14 Choose a book on Headsprout. Listen to the story then read it aloud to an adult.	15 Go on a sight word hunt around your house, at the store, etc. Read the word then write it down. Make a list of 10 words.	16 How many SOUNDS do you hear in each word? Chop each sound in the word- chips, snack, fruit, apple, summer	17 Service Saturday- Find someone to serve today!
18	19 Write in your journal about a summer adventure you went on with your family. Make sure you use your check list!	20 Make a graph comparing two things you have in your house (ex: number of tables and number of chairs,	21 Choose a book on Headsprout. Listen to the story then read it aloud to an adult.	22 Lay out 3 sight word cards. Have an adult call out one word. Slap the word they call out. Keep playing until you've collected 15 cards.	23 Repeat this sentence Count each word you hear. How many words are in the sentence? / love to ride my bike.	24 Service Saturday- Find someone to serve today!
25	26 Write in your journal about your favorite activity you did in June. Make sure you use your check list!	27 Use numbers cards 0 - 9. Mix them up and create 3 addition and 3 subtraction problems then solve.	28 Choose a book on Headsprout. Listen to the story then read it aloud to an adult.	29 Practice fluency by seeing how many of your sight words you can read correctly in just 1 minute! Try and beat your first score.	30 A syllable is part of a word. Clap and count the syllables in these words- bunny, car, potato, apple, sun	

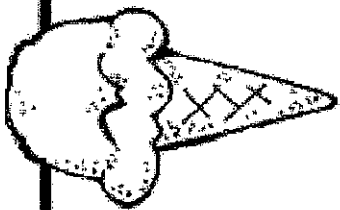


July

Mon. - Writing Tues. - Math Wed. - Reading
 Thurs. - Sight Words Fri. - Phonemic Awareness

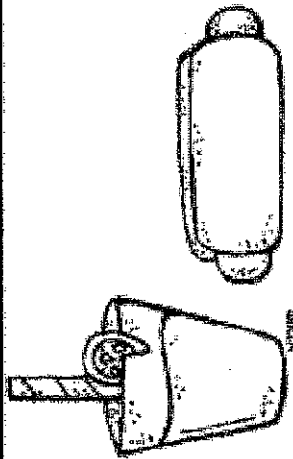


Monday	Tuesday	Wednesday	Thursday	Friday	Saturday
 2 Write in your journal about a time you saw fire works. What did you think? Make sure you use your check list!	4 Put your number cards in order from 0 to 30.	5 Choose a book on Headsprout. Listen to the story then read it aloud to an adult.	6 Play sight word tic-tac-toe. Put your sight word cards in a pile facing down. Pick a word card from your pile. Once you read the word correctly you can place an X or O on the game board. The first person with 3 in a row, wins!	7 Read or listen to a book. Listen for two syllable words. How many did you hear?	8 Service Saturday - Find someone to serve today!
9 Write in your journal about how you celebrated the 4th of July. Make sure you use your check list!	11 Practice writing the numbers 20-40 using sidewalk chalk. If you want a challenge, write all the way up to 100.	12 Choose a book on Headsprout. Listen to the story then read it aloud to an adult.	13 See how many of your sight words you can read correctly in just 1 minute! Try and beat your score from June.	14 Say BUCKET. Now say it again but don't say /B/. Say FISH. Now say it again but don't say /SH/.	15 Service Saturday - Find someone to serve today!
16 Write in your journal about what you think the SuperKids are doing this summer. Make sure you use your check list!	18 Sort a collection of coins by pennies, nickels, dimes, and quarters. Identify each coin.	19 Choose a book on Headsprout. Listen to the story then read it aloud to an adult.	20 Lay out 3 sight word cards. Have an adult call out one word. Slap the word called out. Keep playing until you've collected 15 cards.	21 Read or listen to a book. Listen for words that rhyme? How many rhymes did you hear?	22 Service Saturday - Find someone to serve today!
23 Write in your journal about a time you went on vacation. Make sure you use your check list!	25 Play "Number War" Split up your number cards between 2 players. Shuffle cards and play the top card from each hand. Player with the greater number collects the pair. Player who collects the most cards wins!	26 Choose a book on Headsprout. Listen to the story then read it aloud to an adult.	27 Play sight word "Go Fish". Make a set of word cards for each player. Both players start with 5 cards and take turns asking the other player for sight words ("Do you have the?" "No, go fish"). First player to make the most matches wins!	28 Repeat this sentence. Count each word you hear. How many words are in the sentence? I am almost a first grader!	29 Service Saturday - Find someone to serve today!
30 Write in your journal about your favorite activity you did in July. Make sure you use your check list!					

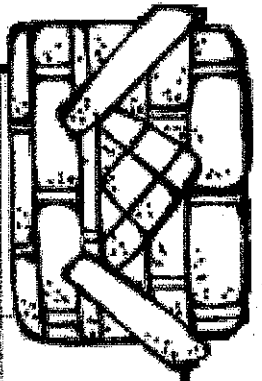


August

Mon. - Writing Tues. - Math Wed. - Reading
Thurs. - Sight Words Fri. - Phonemic Awareness



Sunday	Monday	Tuesday	Wednesday	Thursday	Friday	Saturday
		Use silly voices to practice counting to 100 by 1's, 5's, and 10's. For a challenge, try counting by 2's to 20.	Choose a book on Headsprout. Listen to the story then read it aloud to an adult.	See how many of your sight words you can read correctly in just 1 minute! Try and beat your score from July.	Listen to a book. Listen for words that have the /b/ sound. Did you hear the sound in the beginning, middle or	Service Saturday - Find someone to serve today!
6	7	8	9	10	11	12
Write in your journal about your favorite part of your summer. Make sure you use your check list!	Draw a picture of a clock, including all the numbers. Show what time you will go to bed.	Choose a book on Headsprout. Listen to the story then read it aloud to an adult.	Go on a sight word hunt in your neighborhood or at a park. Read the word then write it down. Make a list of 10 words.	Say SAND Now say it again but don't say /S/ (and). Say STARFISH Now say it again but don't say STAR (fish).	Service Saturday - Find someone to serve today!	Service Saturday - Find someone to serve today!
13	14	15	16	17	18	19
Write in your journal about what you are looking forward to in 1st grade. Make sure you use your check list!	Enjoy your last week of summer break!!!	Enjoy your last week of summer break!!!	Enjoy your last week of summer break!!!	Enjoy your last week of summer break!!!	Enjoy your last week of summer break!!!	Enjoy your last week of summer break!!!
20	21	22	23	24	25	26
First Day of 1st Grade!	First Day of 1st Grade!	First Day of 1st Grade!	First Day of 1st Grade!	First Day of 1st Grade!	First Day of 1st Grade!	First Day of 1st Grade!
27	28	29	30	31		



Parents, Please go over these lists with your child at the beginning of the summer and put a small dot next to words your child doesn't know. Write each of those words on an index card (or use the sight word cards from this school year) and store the cards in a Ziplock bag. Keep the bag with your summer calendar, because you'll need them to play some of the games suggested on the calendar. At the end of the summer, go over the lists again with your child to see how many words they've learned! If your child already knows all of the preschool, kindergarten and 1st grade words, make cards using 2nd or 3rd grade word lists. You can find 2nd and 3rd grade Dolch lists online. Thank you for continuing to practice these words to help your child become a strong, confident reader!

Preschool Dolch Words


a is three
 and it to
 away jump two
 big little up
 blue look we
 can make where
 come me yellow
 down my you
 find not
 for one
 funny play
 go red
 help run
 here said
 I see
 in the

Kindergarten Dolch Words

all have so
 am he soon
 are into that
 at like there
 ate must they
 be new this
 black no too
 brown now under
 but on want
 came our was
 did out well
 do please went
 do pretty what
 eat ran white
 four ride who
 get saw will
 she say with
 good she yes


1st Grade Dolch Words

after his thank
 again how them
 an any just then
 ask as know think
 by let walk
 could live were
 every may when
 fly old
 from once
 give open
 going over
 had put
 has round
 her some
 him stop
 take

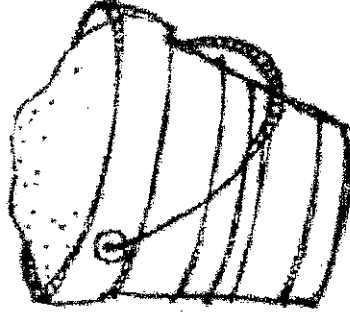


My

Summer



Writing journal



This journal belongs to:

I can...

Use a capital letter

The cat is big.

Use a finger spaces

Use punctuation

? !

Write 2

sentences



Have your child cut out the number cards for math activities. Store them in a ziplock bag or container so they can be used again.

1

2

3

4

5

6

7

8

9

10

11

12

13

14

15

16

17

18

19

20

21

22

23

24

25

26

27

28

29

30